
Subject: Threading example for U++
Posted by [arturbac](#) on Sun, 24 Jun 2007 22:53:20 GMT
[View Forum Message](#) <> [Reply to Message](#)

I wrote this specialy for U++.
If You find this usefull in examples place it there.

27.06.2007 old code deleted, new one atached below.

Subject: Re: Threading example for U++
Posted by [mirek](#) on Mon, 25 Jun 2007 06:47:50 GMT
[View Forum Message](#) <> [Reply to Message](#)

```
Thread().Priority(50);
```

Crashed at this line for apparent reason...

Mirek

Subject: Re: Threading example for U++
Posted by [arturbac](#) on Mon, 25 Jun 2007 07:39:40 GMT
[View Forum Message](#) <> [Reply to Message](#)

Remove the line it is not necessary for the App. On My Win it doesn't crash.

Subject: Re: Threading example for U++
Posted by [mirek](#) on Mon, 25 Jun 2007 08:00:48 GMT
[View Forum Message](#) <> [Reply to Message](#)

Actually, it was just ASSERT (thread has to opened), no problem in release mode.

Subject: Re: Threading example for U++
Posted by [arturbac](#) on Tue, 26 Jun 2007 09:30:21 GMT
[View Forum Message](#) <> [Reply to Message](#)

Maybe this one will satisfy You, it does real job.
Probably name should be changed from thread example to fractal explorer.

27.06.2007 old code deleted, new one atached below.

File Attachments

1) [threads_ex.PNG](#), downloaded 803 times



Subject: Re: Threading example for U++
Posted by [unodgs](#) on Tue, 26 Jun 2007 09:54:47 GMT
[View Forum Message](#) <> [Reply to Message](#)

Wow! Very good threading example!

Subject: Re: Threading example for U++
Posted by [arturbac](#) on Tue, 26 Jun 2007 10:22:28 GMT
[View Forum Message](#) <> [Reply to Message](#)

Thanks.

Subject: Re: Threading example for U++

Posted by [ebojd](#) on Tue, 26 Jun 2007 18:28:45 GMT

[View Forum Message](#) <> [Reply to Message](#)

I was not able to get it to build (multiple errors). Most likely problem is that I am running an incompatible version of UPP (currently version 2007.1 on gentoo linux)...

What version and OS did you develop and run on?

The code looks clean enough on first read that I vote this to be added as one of the distributed example (if appropriate, etc.)

EBo --

Subject: Re: Threading example for U++

Posted by [mirek](#) on Tue, 26 Jun 2007 18:55:05 GMT

[View Forum Message](#) <> [Reply to Message](#)

Well, I guess it will counter the efforts a bit, but I am thinking about adding it after converting it to CoWork (and perhaps improving a bit too).

Mirek

Subject: Re: Threading example for U++

Posted by [arturbac](#) on Tue, 26 Jun 2007 18:56:04 GMT

[View Forum Message](#) <> [Reply to Message](#)

I use Current, I'm not using 2007.1 at all at the moment.

Hoever i didn't check it on BSD with gcc, and will not because u++ team member dont want this ex. in U++ so there is no reason.

Subject: Re: Threading example for U++

Posted by [arturbac](#) on Tue, 26 Jun 2007 19:00:43 GMT

[View Forum Message](#) <> [Reply to Message](#)

luzr wrote on Tue, 26 June 2007 20:55but I am thinking about adding it after converting it to CoWork

The purpose was to show How use Threads by "hand" without CoWork, in the different way, that allows programmer by hand manage entire Thread use in App.

CoWorker in U++ , BackgroundWorker in NET all are good but sometimes there are more compiled program designs wich prohibit use os such High level tools.

Subject: Re: Threading example for U++
Posted by [mirek](#) on Tue, 26 Jun 2007 19:05:41 GMT
[View Forum Message](#) <> [Reply to Message](#)

That is OK. OTOH, I guess we already have an example how to do MT applications (without CoWork) - GuiMT. This one would nicely fill the need of CoWork demonstration (which is IMO missing a bit more right now).

In fact, the needed change is quite minimal, about 10 lines are deleted and one added

Of course, it is your code, I will not alter/add without your permission

Subject: Re: Threading example for U++
Posted by [arturbac](#) on Tue, 26 Jun 2007 19:26:52 GMT
[View Forum Message](#) <> [Reply to Message](#)

I will think about it.

Subject: Re: Threading example for U++
Posted by [arturbac](#) on Tue, 26 Jun 2007 20:21:34 GMT
[View Forum Message](#) <> [Reply to Message](#)

With CoWork my Process() will put all cb into the CoWork queue so I will not known which are active at the moment, and this is traced in app.
So propably this is not convertible to CoWork without loosing some functionality.

Subject: Re: Threading example for U++
Posted by [arturbac](#) on Tue, 26 Jun 2007 22:40:49 GMT
[View Forum Message](#) <> [Reply to Message](#)

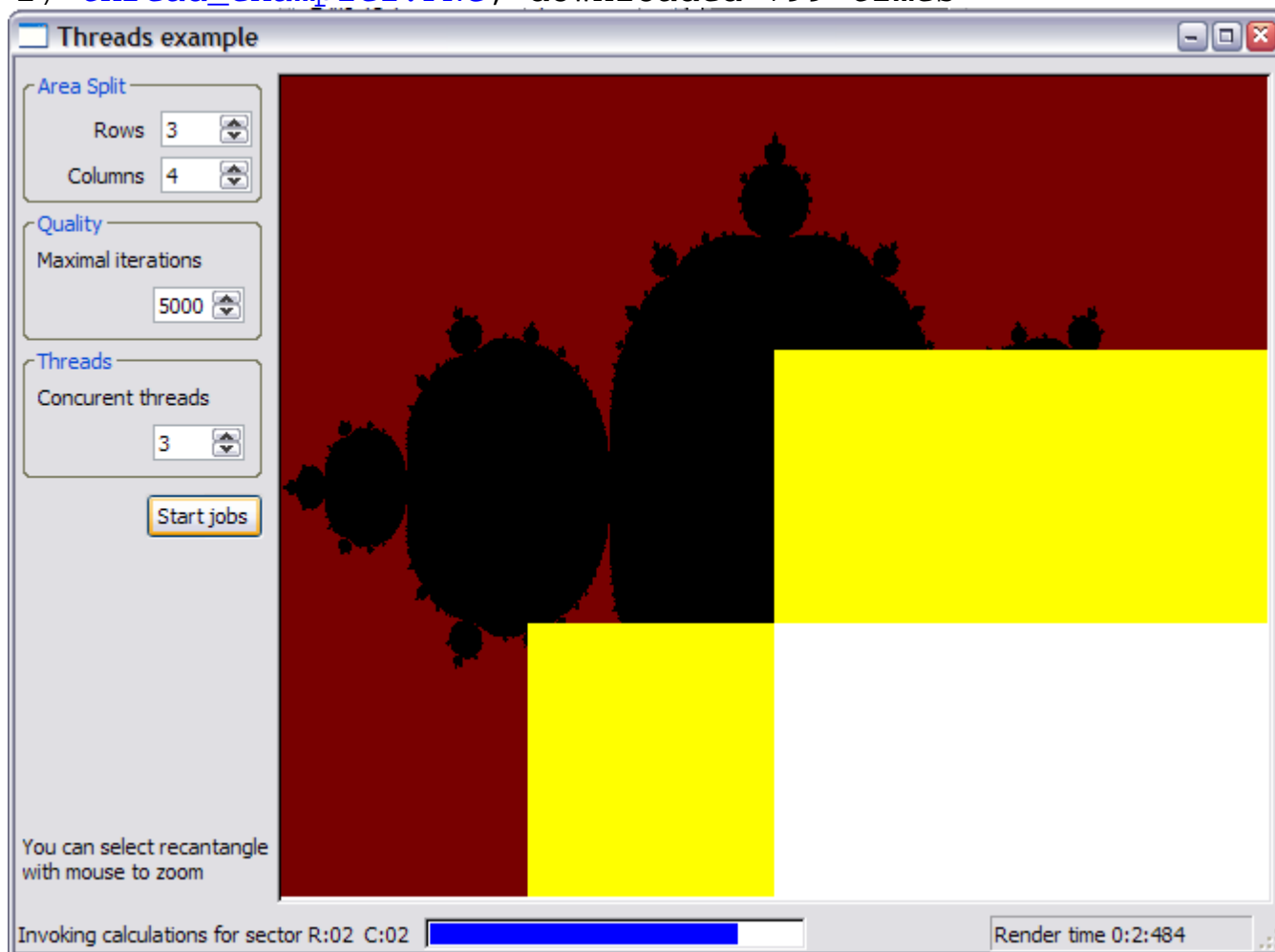
I bit corrected to look nicer but without CoWork.
Allow changing threads count, rows, cols, iterations shows time etc.

I think GuiMT is better candidate for CoWork.

Current src bellow.

File Attachments

1) [thread_example2.PNG](#), downloaded 799 times



Subject: Re: Threading example for U++

Posted by [arturbac](#) on Tue, 26 Jun 2007 22:43:39 GMT

[View Forum Message](#) <> [Reply to Message](#)

ebojd wrote on Tue, 26 June 2007 20:28

I was not able to get it to build (multiple errors). Most likely problem is that I am running an incompatible version of UPP (currently version 2007.1 on gentoo linux)...

Yep i checked in 2007.1 there is not Mutex (but this is no problem)

There are unresolved symbols with Semaphore and Thread classes.

in current upp there are no problems.

Subject: Re: Threading example for U++

Posted by [mirek](#) on Wed, 27 Jun 2007 06:21:57 GMT

[View Forum Message](#) <> [Reply to Message](#)

arturbac wrote on Tue, 26 June 2007 18:40

I think GuiMT is better candidate for CoWork.

Well, it is not.

CoWork is intended as a tool for simple loop paralelization. There is no loop in GuiMT....

Subject: Re: Threading example for U++

Posted by [mirek](#) on Wed, 27 Jun 2007 06:24:41 GMT

[View Forum Message](#) <> [Reply to Message](#)

ebojd wrote on Tue, 26 June 2007 14:28

I was not able to get it to build (multiple errors). Most likely problem is that I am running an incompatible version of UPP (currently version 2007.1 on gentoo linux)...

Sorry, MT was the focus for the next release, there is a lot of new stuff in the "current" (and Artur is using it

Mirek

Subject: Re: Threading example for U++

Posted by [arturbac](#) on Wed, 27 Jun 2007 09:16:28 GMT

[View Forum Message](#) <> [Reply to Message](#)

Few corrections needed for WindowsXP (not needed on XP64 lol)

File Attachments

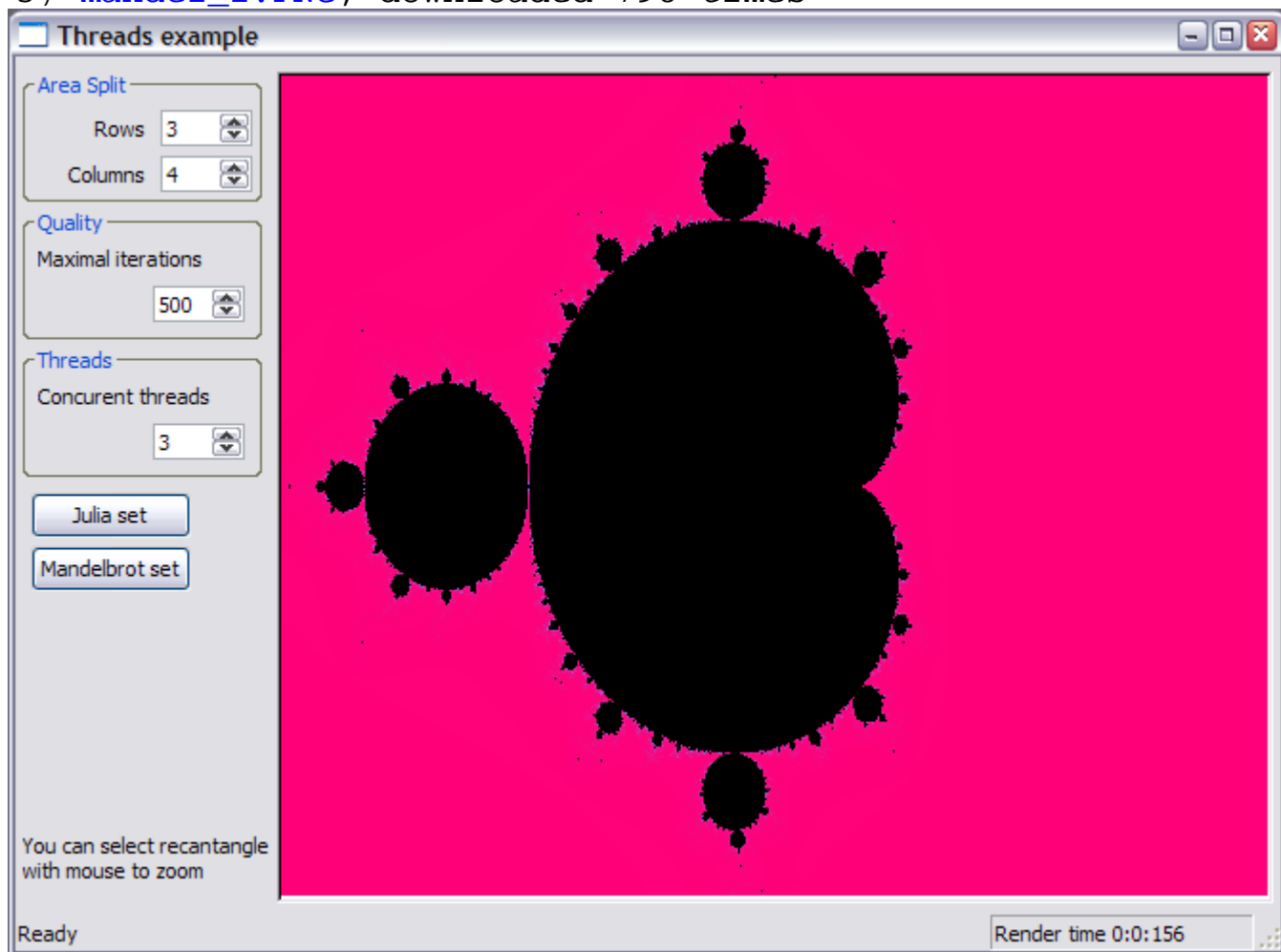
1) [Threadsv2a.7z](#), downloaded 475 times

Subject: Re: Threading example for U++
Posted by [arturbac](#) on Thu, 28 Jun 2007 13:47:19 GMT
[View Forum Message](#) <> [Reply to Message](#)

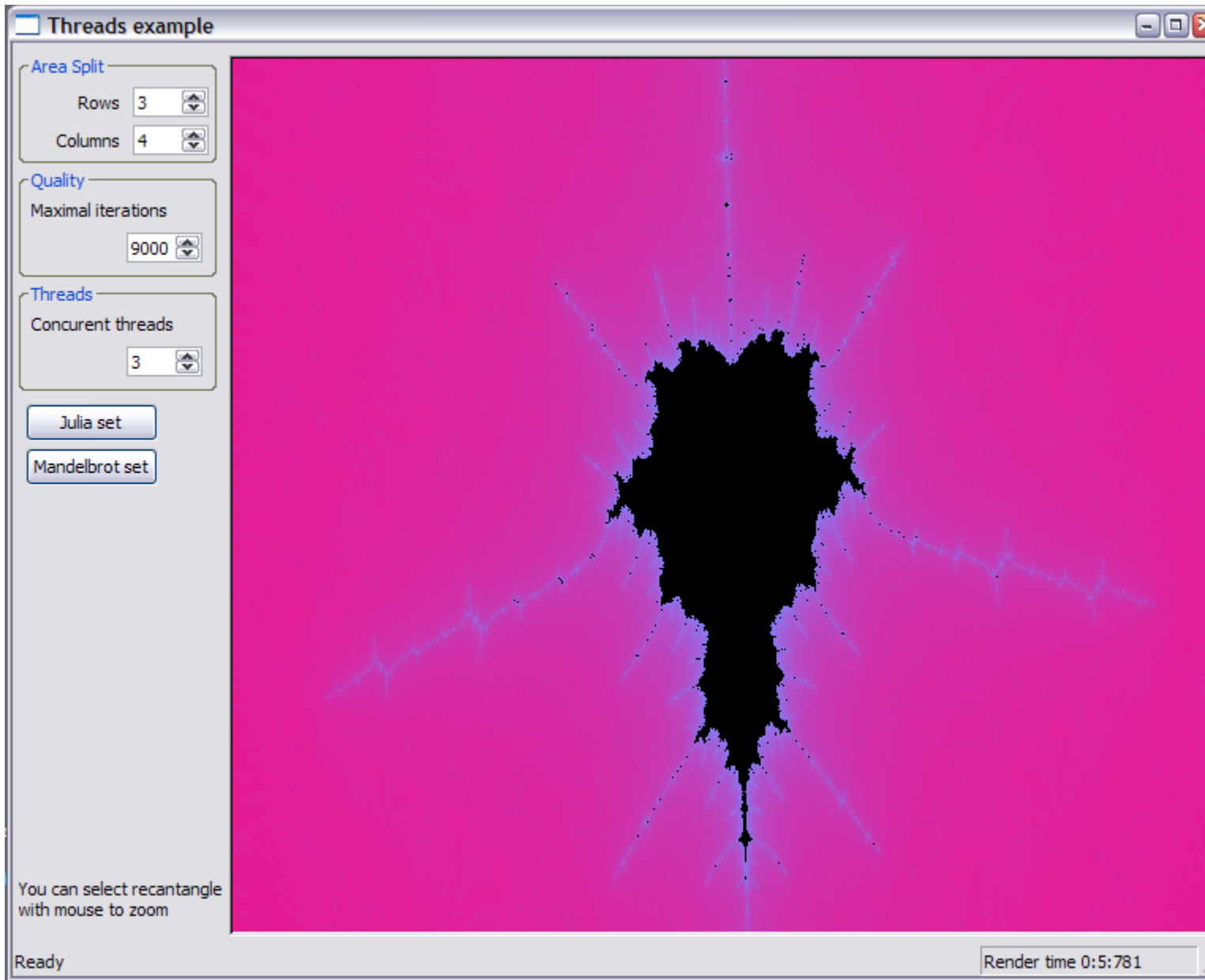
I extended application by adding possibility to process different jobs with one forking method.
So now we have Julia % Mandelbrot sets in Threads App.

File Attachments

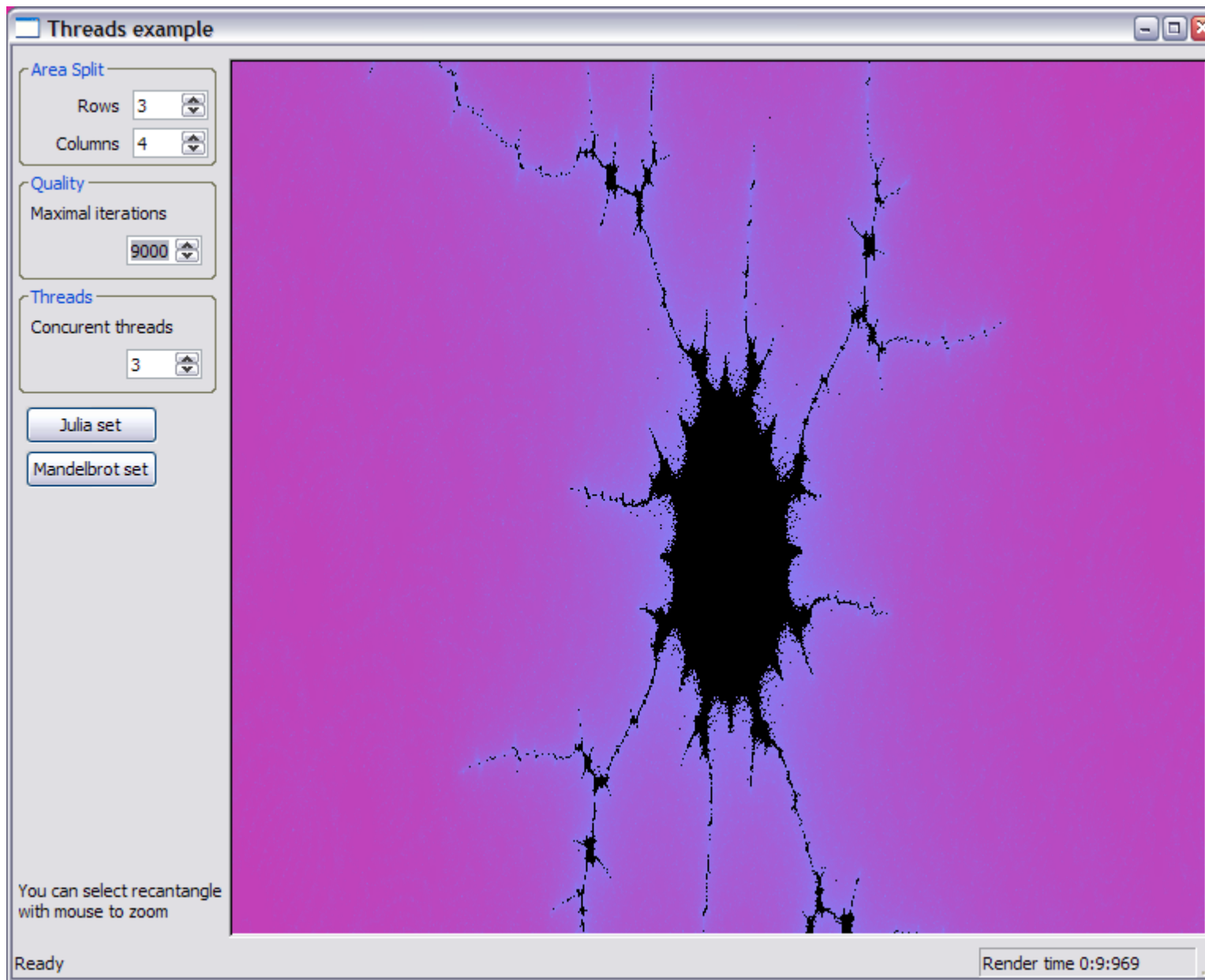
- 1) [Threads_v3_src.7z](#), downloaded 512 times
- 2) [Threads_v3_bin.7z](#), downloaded 461 times
- 3) [mandel_1.PNG](#), downloaded 798 times



- 4) [mandel_3.PNG](#), downloaded 818 times



5) [mandel_4.PNG](#), downloaded 787 times



Subject: Re: Threading example for U++
Posted by [mirek](#) on Thu, 28 Jun 2007 16:59:52 GMT
[View Forum Message](#) <> [Reply to Message](#)

Good job

Mirek

Subject: Re: Threading example for U++
Posted by [arturbac](#) on Sat, 30 Jun 2007 10:48:41 GMT

[View Forum Message](#) <> [Reply to Message](#)

I bit extened:

- More factal sets
- Logarythmic color scale
- one rendering method for all fractals
- fractal calculating methods are callbacks for thread rendering methods
- left down + mouse move , moves the fractal
- left down + CTRL + mouse move selects area for zoom
- axis describing complex area

File Attachments

- 1) [Threadsv4_bin.7z](#), downloaded 582 times
 - 2) [Threadsv4_src.7z](#), downloaded 600 times
-

Subject: Re: Threading example for U++
Posted by [mirek](#) on Sat, 30 Jun 2007 15:59:56 GMT
[View Forum Message](#) <> [Reply to Message](#)

Starts to look really nice. It is not an example I am searching for 'reference', but it is now very nice demonstration example...

BTW, Rect_<double> is 'Rectf'. Rect_, Point_, Size_ were introduced only as implementation technique for Point, Point16, Pointf etc...

Subject: Re: Threading example for U++
Posted by [mirek](#) on Sat, 30 Jun 2007 16:09:59 GMT
[View Forum Message](#) <> [Reply to Message](#)

BUG: When moving the area, if you move the mouse outside the view, it gets "stuck" and continues moving even if mouse button is released...

Instead of 'moving' flag, use SetCapture and IsCapture.

You might also try to make the program structure a little bit less complex, I have noticed the troubles you have with routing mouse messages.

One option is to "reverse" class-member and widget-parent-child relations. In U++, you can easily contain the main window IN the child ctrl class:

```
struct Threads : Ctrl {
    TopWindow win;
```

```
void Paint(...);
void LeftDown(...);

Threads() { win.Add(*this); ... }
};
```

This would significantly reduce the number of line in the example (I think).

Subject: Re: Threading example for U++
Posted by [arturbac](#) on Sat, 30 Jun 2007 16:26:48 GMT
[View Forum Message](#) <> [Reply to Message](#)

[quote title=luzr wrote on Sat, 30 June 2007 18:09]BUG: When moving the area, if you move the mouse outside the view, it gets "stuck" and continues moving even if mouse button is released...

Instead of 'moving' flag, use SetCapture and IsCapture.

[/quote]

I check this out.

[quote]

You might also try to make the program structure a little bit less complex, I have noticed the troubles you have with routing mouse messages.

[/quote]

I don't have troubles, i jut follow familiar for me .NET rules of connecting events, and similar to Qt. Control got events which can be connected, thats all.

I didn't use such techniques of letting sub control owning entire window. It don't looks good for me. Control owns window, window contains control which contains this window. Circular dependency ?

What in case when window got multiple controls and we want to connect many events ?

Subject: Re: Threading example for U++
Posted by [mirek](#) on Sat, 30 Jun 2007 18:17:57 GMT
[View Forum Message](#) <> [Reply to Message](#)

Quote:

Quote:

You might also try to make the program structure a little bit less complex, I have noticed the troubles you have with routing mouse messages.

I don't have troubles, i jut follow familiar for me .NET rules of connecting events, and similar to Qt. Control got events which can be connected, thats all.
I didn't use such techniques of letting sub control owning entire window. It don't looks good for me.

That is just mind barrier, believe me. The key to understand is that class containment does not have to be related to the GUI containment.

Quote:

Control owns window, window contains control which contains this window. Circular dependency ?

What in case when window got multiple controls and we want to connect many events ?

I think "got" is a wrong word here.... Sure, nothing prevents you to follow GUI in class composition, but in U++ it is not requirement.

Before going deep into philosophic details, "inverse layout" in your example would very likely produce much less complex code - which is the thing I am usually pursuing...

Subject: Re: Threading example for U++
Posted by [mirek](#) on Sat, 30 Jun 2007 22:31:50 GMT
[View Forum Message](#) <> [Reply to Message](#)

P.S.:

```
String FormatTS (int ms) { return Format("Render time %d:%02.2d.%03d", (ms/1000/60), (ms / 1000) % 60, ms % 1000 );}
```

Subject: Re: Threading example for U++
Posted by [arturbac](#) on Sun, 01 Jul 2007 18:40:41 GMT
[View Forum Message](#) <> [Reply to Message](#)

luzr wrote on Sun, 01 July 2007 00:31P.S.:

```
String FormatTS (int ms) { return Format("Render time %d:%02.2d.%03d", (ms/1000/60), (ms / 1000) % 60, ms % 1000 );}
```

What's wrong with this ?

Subject: Re: Threading example for U++
Posted by [mirek](#) on Sun, 01 Jul 2007 19:15:24 GMT
[View Forum Message](#) <> [Reply to Message](#)

Well, the original code showed one minute, 3 seconds and 50 milliseconds a 1:3:50 (if I remember well), while I would like to see 1:03.050.

Subject: Re: Threading example for U++
Posted by [arturbac](#) on Sun, 01 Jul 2007 21:53:25 GMT
[View Forum Message](#) <> [Reply to Message](#)

Ok.

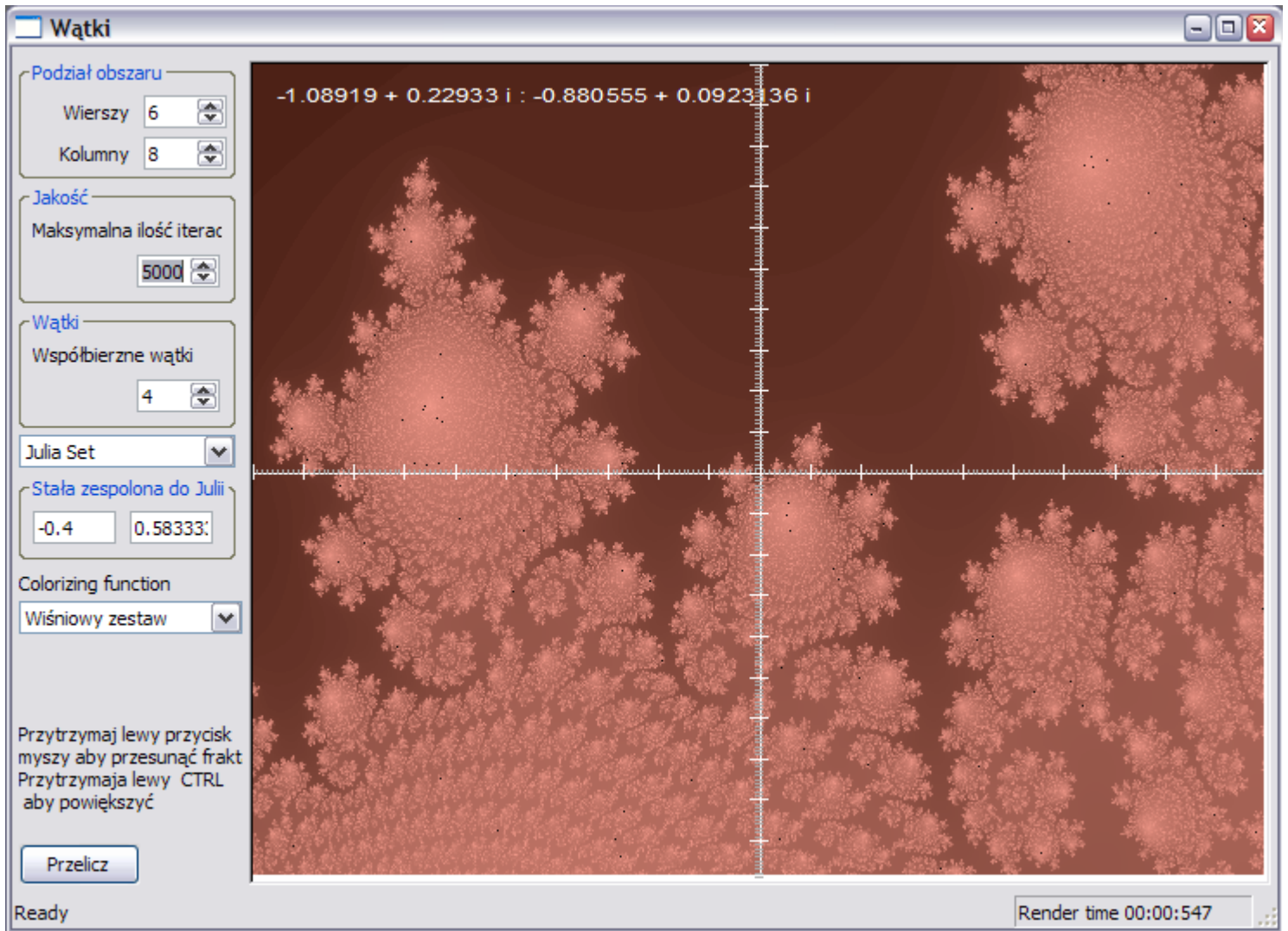
Btw the Format example is not finished, i don't know how to format double value with strict number of decimal places.

I will next days improve a bit it for ex. many colorize sets etc.

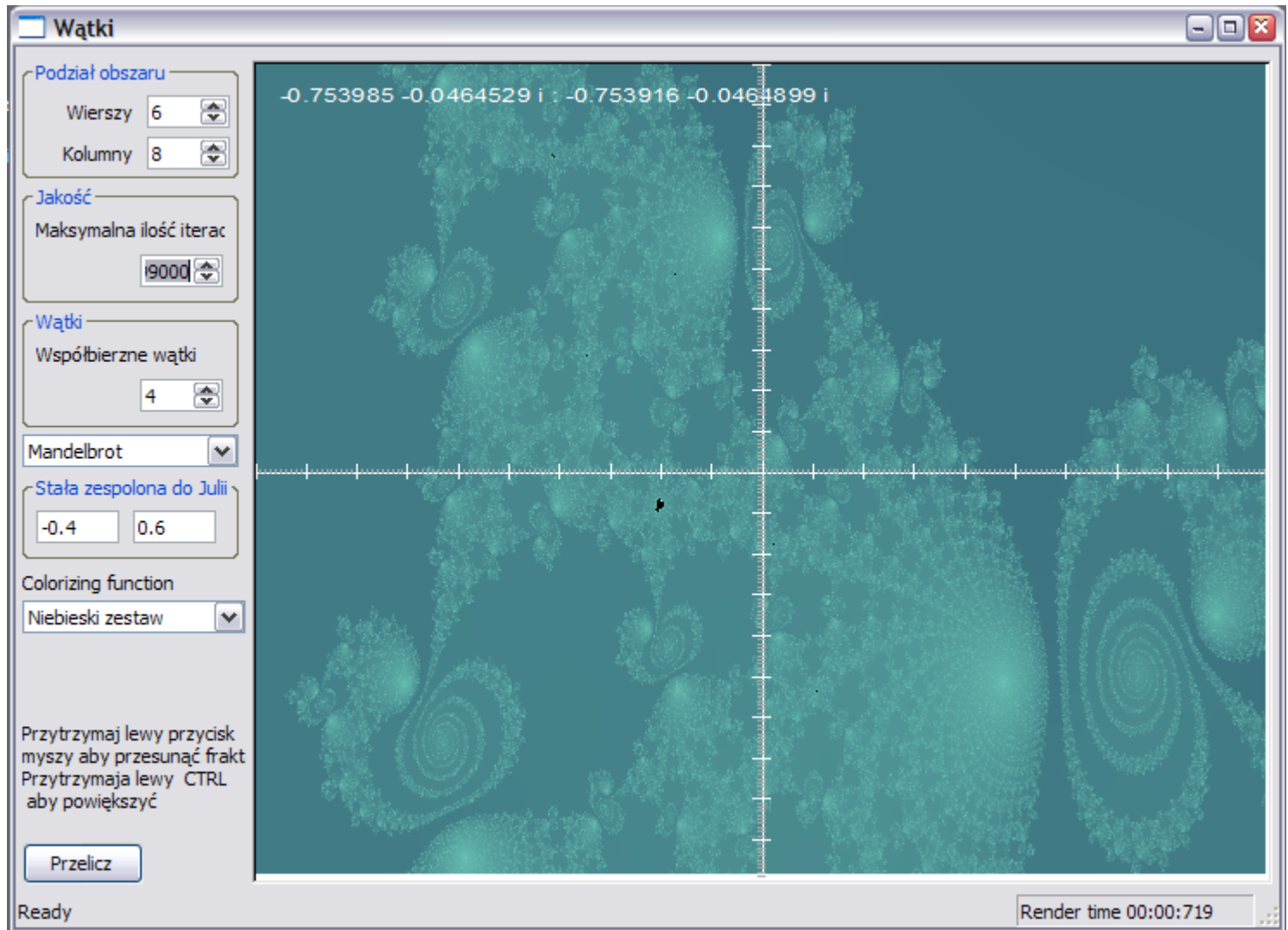
like below.

File Attachments

1) [julia5.png](#), downloaded 1593 times



2) [mandel15.PNG](#), downloaded 1625 times



Subject: Re: Threading example for U++
Posted by [mirek](#) on Mon, 02 Jul 2007 06:27:11 GMT
[View Forum Message](#) <> [Reply to Message](#)

arturbac wrote on Sun, 01 July 2007 17:53Ok.
Btw the Format example is not finished, i don't know how to format double value with strict number of decimal places.

[http://www.ultimatepp.org/src\\$Core\\$Format\\$en-us.html](http://www.ultimatepp.org/src$Core$Format$en-us.html)

Quote:
printf formatters

Most printf formatters are supported:

c d i o x X l d l i l o l x l X e E f g G s

Please refer to printf documentation for the description.

Some more *user* notes about the example:

- option to remove the ruler
- mouse click / Ctrl should be IMO swapped (move with Ctrl, select without)
- 'go back' button

Mirek

Subject: Re: Threading example for U++
Posted by [arturbac](#) on Sat, 07 Jul 2007 23:12:48 GMT
[View Forum Message](#) <> [Reply to Message](#)

A bit extended
SSE2/x86 code for Mandelbrot & Julia

in readme.txt are performance of Code/Compiler test results very interesting, for BSD and Win

- new colorizing functions
- button - switch between zoom/move mode

etc.

(things Mirek write I will correct in future)

Subject: Re: Threading example for U++
Posted by [nixnixnix](#) on Tue, 17 Jul 2007 01:40:45 GMT
[View Forum Message](#) <> [Reply to Message](#)

should this code compile on a default install of 2007.1 under windows?

I get

```
----- plugin\z ( GUI MT GCC FORCE_SPEED BLITZ WIN32 ) ( 7 / 9 )
adler32.c
plugin/bmp: 4 file(s) built in (0:01.67), 417 msecs / file, duration = 3500 msecs, parallelization
100%
```

compress.c
crc32.c
deflate.c
gzio.c
infblock.c
infcodes.c
inffast.c
inflate.c
inftrees.c
infutil.c
trees.c
uncompr.c
zutil.c

----- plugin\png (GUI MT GCC FORCE_SPEED BLITZ WIN32) (8 / 9)

pnglib.c

plugin\z: 14 file(s) built in (0:01.26), 90 msec / file, duration = 3954 msec, parallelization 100%

pngupp.cpp

pngreg.icpp

----- ThrFractRend (GUI MT MAIN GCC FORCE_SPEED BLITZ WIN32) (9 / 9)

BLITZ: ThrFractRend_design.cpp ThrFractRend_sse2.cpp ThrFractRend.cpp main.cpp

Paintbox.cpp

plugin\png: 3 file(s) built in (0:04.26), 1420 msec / file, duration = 8781 msec, parallelization 100%

Core: 36 file(s) built in (0:11.13), 309 msec / file, duration = 30922 msec, parallelization 100%

In file included from C:\MyApps\ThrFractRend\ThrFractRend_design.cpp:42,

from C:/upp/out/ThrFractRend/MINGW.Blitz.Force_speed.Gui.Main.Mt\ \$blitz.cpp:3:

C:\MyApps\ThrFractRend\ThrFractRend.h:84: error: `Mutex' does not name a type

C:\MyApps\ThrFractRend\ThrFractRend.h:85: error: `Mutex' does not name a type

In file included from C:/upp/out/ThrFractRend/MINGW.Blitz.Force_speed.Gui.Main.Mt\

\$blitz.cpp:10:

C:\MyApps\ThrFractRend\ThrFractRend_sse2.cpp: In member function `void

mtfr::Threads::FnMandelbrot(const mtfr::ComplexD&, unsigned int*) const':

C:\MyApps\ThrFractRend\ThrFractRend_sse2.cpp:51: error: `__m128d' undeclared (first use this function)

C:\MyApps\ThrFractRend\ThrFractRend_sse2.cpp:51: error: (Each undeclared identifier is reported only once for each function it appears in.)

C:\MyApps\ThrFractRend\ThrFractRend_sse2.cpp:51: error: expected `;' before "C0"

C:\MyApps\ThrFractRend\ThrFractRend_sse2.cpp:54: error: `C4' undeclared (first use this function)

C:\MyApps\ThrFractRend\ThrFractRend_sse2.cpp:54: error: `_mm_set1_pd' undeclared (first use this function)

C:\MyApps\ThrFractRend\ThrFractRend_sse2.cpp:55: error: `C0' undeclared (first use this function)

C:\MyApps\ThrFractRend\ThrFractRend_sse2.cpp:55: error: `_mm_setr_pd' undeclared (first use this function)

C:\MyApps\ThrFractRend\ThrFractRend_sse2.cpp:57: error: `X0' undeclared (first use this function)

C:\MyApps\ThrFractRend\ThrFractRend_sse2.cpp:60: error: `X1' undeclared (first use this

function)
C:\MyApps\ThrFractRend\ThrFractRend_sse2.cpp:60: error: `_mm_mul_pd' undeclared (first use this function)
C:\MyApps\ThrFractRend\ThrFractRend_sse2.cpp:61: error: `X2' undeclared (first use this function)
C:\MyApps\ThrFractRend\ThrFractRend_sse2.cpp:61: error: `_mm_unpackhi_pd' undeclared (first use this function)
C:\MyApps\ThrFractRend\ThrFractRend_sse2.cpp:62: error: `X3' undeclared (first use this function)
C:\MyApps\ThrFractRend\ThrFractRend_sse2.cpp:62: error: `_mm_add_sd' undeclared (first use this function)
C:\MyApps\ThrFractRend\ThrFractRend_sse2.cpp:63: error: `_mm_comigt_sd' undeclared (first use this function)
C:\MyApps\ThrFractRend\ThrFractRend_sse2.cpp:66: error: `X4' undeclared (first use this function)
C:\MyApps\ThrFractRend\ThrFractRend_sse2.cpp:69: error: `_mm_sub_sd' undeclared (first use this function)
C:\MyApps\ThrFractRend\ThrFractRend_sse2.cpp:71: error: `_mm_mul_sd' undeclared (first use this function)
C:\MyApps\ThrFractRend\ThrFractRend_sse2.cpp:75: error: `_mm_unpacklo_pd' undeclared (first use this function)
C:\MyApps\ThrFractRend\ThrFractRend_sse2.cpp:76: error: `_mm_add_pd' undeclared (first use this function)
C:\MyApps\ThrFractRend\ThrFractRend_sse2.cpp: In member function `void mtrf::Threads::FnJulia(const mtrf::ComplexD&, unsigned int*) const':
C:\MyApps\ThrFractRend\ThrFractRend_sse2.cpp:85: error: `__m128d' undeclared (first use this function)
C:\MyApps\ThrFractRend\ThrFractRend_sse2.cpp:85: error: expected `;' before "C0"
C:\MyApps\ThrFractRend\ThrFractRend_sse2.cpp:88: error: `C4' undeclared (first use this function)
C:\MyApps\ThrFractRend\ThrFractRend_sse2.cpp:88: error: `_mm_set1_pd' undeclared (first use this function)
C:\MyApps\ThrFractRend\ThrFractRend_sse2.cpp:89: error: `C0' undeclared (first use this function)
C:\MyApps\ThrFractRend\ThrFractRend_sse2.cpp:89: error: `_mm_setr_pd' undeclared (first use this function)
C:\MyApps\ThrFractRend\ThrFractRend_sse2.cpp:90: error: `X0' undeclared (first use this function)
C:\MyApps\ThrFractRend\ThrFractRend_sse2.cpp:94: error: `X1' undeclared (first use this function)
C:\MyApps\ThrFractRend\ThrFractRend_sse2.cpp:94: error: `_mm_mul_pd' undeclared (first use this function)
C:\MyApps\ThrFractRend\ThrFractRend_sse2.cpp:95: error: `X2' undeclared (first use this function)
C:\MyApps\ThrFractRend\ThrFractRend_sse2.cpp:95: error: `_mm_unpackhi_pd' undeclared (first use this function)
C:\MyApps\ThrFractRend\ThrFractRend_sse2.cpp:96: error: `X3' undeclared (first use this function)

```
C:\MyApps\ThrFractRend\ThrFractRend_sse2.cpp:96: error: `_mm_add_sd' undeclared (first use
this function)
C:\MyApps\ThrFractRend\ThrFractRend_sse2.cpp:97: error: `_mm_comigt_sd' undeclared (first
use this function)
C:\MyApps\ThrFractRend\ThrFractRend_sse2.cpp:100: error: `X4' undeclared (first use this
function)
C:\MyApps\ThrFractRend\ThrFractRend_sse2.cpp:103: error: `_mm_sub_sd' undeclared (first use
this function)
C:\MyApps\ThrFractRend\ThrFractRend_sse2.cpp:105: error: `_mm_mul_sd' undeclared (first use
this function)
C:\MyApps\ThrFractRend\ThrFractRend_sse2.cpp:109: error: `_mm_unpacklo_pd' undeclared
(first use this function)
C:\MyApps\ThrFractRend\ThrFractRend_sse2.cpp:110: error: `_mm_add_pd' undeclared (first
use this function)
In file included from C:/upp/out/ThrFractRend/MINGW.Blitz.Force_speed.Gui.Main.Mt\
$blitz.cpp:14:
C:\MyApps\ThrFractRend\ThrFractRend.cpp: In member function `void
mtfr::Threads::picbox_Paint(Upp::Draw&)':
C:\MyApps\ThrFractRend\ThrFractRend.cpp:82: error: `job_lock' undeclared (first use this
function)
C:\MyApps\ThrFractRend\ThrFractRend.cpp:93: error: `image_lock' undeclared (first use this
function)
C:\MyApps\ThrFractRend\ThrFractRend.cpp: In member function `void
mtfr::Threads::ThreadRenderJob(int, int, const Upp::Callback2<const mtfr::ComplexD&, unsigned
int*>&, int)':
C:\MyApps\ThrFractRend\ThrFractRend.cpp:131: error: `job_lock' undeclared (first use this
function)
C:\MyApps\ThrFractRend\ThrFractRend.cpp:133: error: `image_lock' undeclared (first use this
function)
C:\MyApps\ThrFractRend\ThrFractRend.cpp:135: error: no matching function for call to
`Upp::Semaphore::Release()'
C:/upp/uppsrc/Core/Thread.h:70: note: candidates are: void Upp::Semaphore::Release(int)
C:\MyApps\ThrFractRend\ThrFractRend.cpp: In member function `void
mtfr::Threads::Process(const Upp::Callback2<const mtfr::ComplexD&, unsigned int*>&)':
C:\MyApps\ThrFractRend\ThrFractRend.cpp:197: error: `callback4' undeclared (first use this
function)
C:\MyApps\ThrFractRend\ThrFractRend.cpp:199: error: `job_lock' undeclared (first use this
function)
ThrFractRend: 5 file(s) built in (0:02.48), 496 msec / file, duration = 4031 msec, parallelization
16%
```

There were errors. (1:15.50)

nick

Subject: Re: Threading example for U++
Posted by [arturbac](#) on Tue, 17 Jul 2007 09:44:12 GMT
[View Forum Message](#) <> [Reply to Message](#)

1. 2007.1 is to old i tested it with current u++ in SVN on sourceforge
2. Mingw doesn't have SSE2 intrinsics , (gcc & msvc have) comment out USE_SSE2 in ThreadFractRend.h

Subject: Re: Threading example for U++
Posted by [mirek](#) on Tue, 17 Jul 2007 12:52:56 GMT
[View Forum Message](#) <> [Reply to Message](#)

arturbac wrote on Tue, 17 July 2007 05:44:1. 2007.1 is to old i tested it with current u++ in SVN on sourceforge
2. Mingw doesn't have SSE2 intrinsics , (gcc & msvc have) comment out USE_SSE2 in ThreadFractRend.h

You can add `#if defined(COMPILER_GCC) && defined(PLATFORM_WIN32)` too..

Subject: Re: Threading example for U++
Posted by [arturbac](#) on Tue, 17 Jul 2007 22:28:40 GMT
[View Forum Message](#) <> [Reply to Message](#)

Latest Code can be downloaded from this page

http://www.ebasoft.com.pl/index.php?option=com_content&task=view&id=21&Itemid=2

Subject: Re: Threading example for U++
Posted by [bonami](#) on Wed, 08 Aug 2007 00:59:27 GMT
[View Forum Message](#) <> [Reply to Message](#)

this is useful, though it does not show everything i need about thread, like terminating one and communications b/t threads.
thans anyway

Subject: Re: Threading example for U++

Posted by [arturbac](#) on Wed, 08 Aug 2007 21:38:59 GMT

[View Forum Message](#) <> [Reply to Message](#)

1. Terminating - wrong idea (because of allocated resources by threads)
Telling thread to stop via some variable - is good idea
2. Communicating between threads for example with ThreadSafeQueue
when one thread does something for other thread

Will think about changing the example in the future for use with ThreadSafeQueue...

Subject: Re: Threading example for U++

Posted by [bonami](#) on Thu, 09 Aug 2007 03:35:58 GMT

[View Forum Message](#) <> [Reply to Message](#)

arturbac wrote on Thu, 09 August 2007 05:38:1. Terminating - wrong idea (because of allocated resources by threads)

Telling thread to stop via some variable - is good idea

2. Communicating between threads for example with ThreadSafeQueue
when one thread does something for other thread

Will think about changing the example in the future for use with ThreadSafeQueue...

where is ThreadSafeQueue? not in U++ or your example?

it seems i can use select(). but i still don't know how to put this kind of queue or sth. together with a SOCKET into fd_set

Subject: Re: Threading example for U++

Posted by [arturbac](#) on Thu, 09 Aug 2007 19:59:36 GMT

[View Forum Message](#) <> [Reply to Message](#)

I will put here my fresh one however this [C++] implementation is not tested, but Same Generic in C# works well.

[I'm at porting stage of some app to c++ so why it is still not tested]

```
template <typename T>
class ThreadSafeQueue
{
    class QueueElement;
public :
```

```
int    GetCount() const;
void   Enqueue(T value);
T      Dequeue();
void   FinishWaiting(bool end_job);
```

```
ThreadSafeQueue();
~ThreadSafeQueue();
```

```
private:
```

```
int    m_count;
QueueElement * m_head;
QueueElement * m_tail;
Threading::Monitor m_monitor;
Threading::CriticalSection m_lock;
bool    m_finish_wait;
```

```
class QueueElement
```

```
{
private:
friend class ThreadSafeQueue;
```

```
T      m_value;
QueueElement * m_next;
```

```
T      GetValue() const;
```

```
QueueElement(const T & value);
};
};
```

```
template <typename T>
int ThreadSafeQueue<T>::GetCount() const
{
return this->m_count;
}
```

```
template <typename T>
ThreadSafeQueue<T>::ThreadSafeQueue()
: m_head(NULL)
, m_finish_wait(false)
, m_tail(NULL)
, m_count(0)
{}
template <typename T>
```

```

ThreadSafeQueue<T>::~~ThreadSafeQueue()
{
    m_lock.Enter();
    //Cleanup remaining items
    if (this->m_head != NULL)
    {
        QueueElement *p = this->m_head, *pdel;
        while (p != NULL)
        {
            pdel = p;
            p = p->m_next;
            delete pdel;
        }
        this->m_head = NULL;
        this->m_tail = NULL;
    }
    m_lock.Leave();
}
template <typename T>
void ThreadSafeQueue<T>::Enqueue(T value)
{
    m_lock.Enter();
    {
        m_count++;
        QueueElement *enqueue = new QueueElement(value);
        if (m_head == NULL)
        {
            m_head = enqueue;
            m_monitor.Pulse();
        }
        else
            m_tail->m_next = enqueue;
        m_tail = enqueue;
    }
    m_lock.Leave();
}
template <typename T>
T ThreadSafeQueue<T>::Dequeue()
{
    QueueElement *dequeued;
    m_lock.Enter();
    {
        while (m_head == NULL && !m_finish_wait)
            m_monitor.Wait();
        if (m_head == NULL && m_finish_wait)
        {
            m_lock.Leave();
            return T(); //End
        }
    }
}

```

```

    }
    m_count--;
    dequeued = m_head;
    m_head = m_head->m_next;
}
m_lock.Leave();
T res(dequeued->GetValue());
delete dequeued;
return res;
}
template <typename T>
void ThreadSafeQueue<T>::FinishWaiting(bool end_job)
{
    m_lock.Enter();
    {
        m_finish_wait = end_job;
        m_monitor.Pulse();
    }
    m_lock.Leave();
}

template <typename T>
ThreadSafeQueue<T>::QueueElement::QueueElement(const T & value)
: m_next(NULL)
, m_value(value)
{}

template <typename T>
T ThreadSafeQueue<T>::QueueElement::GetValue() const
{
    return this->m_value;
}

class Monitor : public CriticalSection
{
public:

    Monitor();

    void    Wait() throw(...);
    void    Pulse() throw(...);

private:
    int     m_QueueSize;
    CriticalSection m_lock;
    Semaphore m_waiting;

```

```
};

Monitor::Monitor() : m_QueueSize(0) {}
void Monitor::Wait()
{
    m_lock.Enter();
    m_QueueSize++;
    m_lock.Leave();
    m_waiting.Wait();
}
void Monitor::Pulse()
{
    m_lock.Enter();
    if (m_QueueSize > 0)
        m_waiting.Release();
    m_lock.Leave();
}
```

Subject: Re: Threading example for U++
Posted by [bonami](#) on Fri, 10 Aug 2007 06:46:10 GMT
[View Forum Message](#) <> [Reply to Message](#)

i seriously need some advice how to implement my project.
a UDP client. interface is a thread i suppose. & i'd like my client to run in a thread. thus, i donno how to communicate b/t them. in my thread, i need to watch both the network socket and something between UI. if linux, i can select(), but in U++, what? i plan to use a std::queue which UI writes and my thread reads and this still seems not so fit into U++.
any suggestions? thank you very much

Subject: Re: Threading example for U++
Posted by [mirek](#) on Fri, 17 Aug 2007 17:45:26 GMT
[View Forum Message](#) <> [Reply to Message](#)

bonami wrote on Fri, 10 August 2007 02:46i seriously need some advice how to implement my project.
a UDP client. interface is a thread i suppose. & i'd like my client to run in a thread. thus, i donno how to communicate b/t them. in my thread, i need to watch both the network socket and something between UI. if linux, i can select(), but in U++, what? i plan to use a std::queue which UI writes and my thread reads and this still seems not so fit into U++.
any suggestions? thank you very much

Why do not you just use "select" ?

Mirek

Subject: Re: Threading example for U++

Posted by [bonami](#) on Tue, 04 Sep 2007 07:05:49 GMT

[View Forum Message](#) <> [Reply to Message](#)

i prefer Win32 programming. so i suppose WaitForSingleObject or sth. should be what I need. since i never win32 programmed before, i have trouble here. if i both WSStartup and select(), i suppose it is a mix of styles and thus puzzling.

Anyway, as a last resort, select() is acceptable for me, too. however in this case, i don't know how to inter-thread communicate using select() since i need to communicate using SOCKET
